

Manufacturers and Exporters of Wire Wound Potentiometers

- Single Turn Panel Mounting Wire Wound Pot
- Wire Wound Servo Pot
- Linear Motion Wire Wound Pot
- Single Turn Conductive Plastic Pot
- Rotary Conductive Plastic Servo Pot
- Short Stroke Conductive Plastic Pot
- 10 Bit Absolute Analogue Servo Encoder
- Foot Operated Potentiometers
- Pedal Operated Controller



201-B, Udyog Mandir No.1, 7-C, Pitamber Lane, Mahim, Mumbai - 400 016. INDIA

Tel. : +91.22.2446 5778
 Fax : +91.22.2445 8611
 Mobile : +91.9869050801
 Email: panpot@vsnl.net

PRODUCTS

Single Turn Panel Mounting Potentiometer

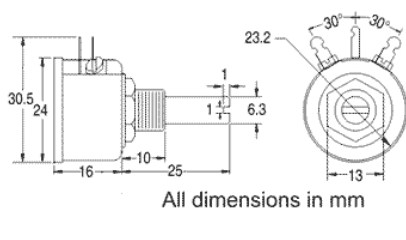
R. W-1 R. W-3 R. W-5 R. W-7.5 R. W-15 JR. W-1 SR. W-3

R. W-1










Features	Optional Features
<ul style="list-style-type: none"> ● Brass Nickel Plated Bush & Spindle ● Tin Plated Terminals ● Thermost Housing 	<ul style="list-style-type: none"> ● Anti Rotating Mounting Plate ● Various Shaft Lengths and Designs

Applications
<ul style="list-style-type: none"> ● Temperature Controllers, Power Supplies, AC/DC Motor Drives, Process Control Equipments ● Test and Measuring Instruments, Control Panels, Offset Settings ● Television Signal Boosters

Specifications	
Resistance Range	100 Ω to 25K Ω
Resistance Tolerance	± 10 % Standard, ± 5 % special
Power Rating	1 Watt @ 40 ° C
End Resistance	0.2 Ω or 0.02 % which ever is greater
Elec. Angle of Rotation	265° ± 15°
Mechanical Angle of Rot.	285° ± 15°
Maximum Working Volage	250 VDC
Insulation Resistance	200 M Ω @ 500 VDC
Voltage Proof	1000 VAC for 1 Min. At Sea level
TCR of Resistance Wire	150 ppm/ ° C
Rotational Life Expectancy	20,000 Cycles at 15 RPM
Temperature Range	0 - 70° C.



Other Models

			
R.W-1, 12 mm Shaft Length	R.W-1, 16 mm shaft length	R.W-1, 16 mm Flat (D Type) Shaft	R.W-1, 19 mm shaft Length
			
Shaft Dia 6 mm, Shaft Length 40 mm	Lugs at 180 degree	Shaft 6 mm dia, shaft Length 25 mm	Shaft Dia 6 mm Shaft Length 19 mm
			
Ganged Pot			

Ordering Information			
Model No.	Resistance Value	Shaft Length, mm	Other Options

R.W -1	10, 25, 50, 100, 150, 200, 250, 500, 1K, 2K, 2K5, 3K, 5K, 10K, 20K, 25K	19, 25, as required	F - Flattened Shaft P - Locking Plate L - Shaft Locking Nut
Example R.W-1, 20K, 25mm			
<i>Note: We reserve the right to make any kind of design, specifications or functional modification at any moment without prior notice</i>			